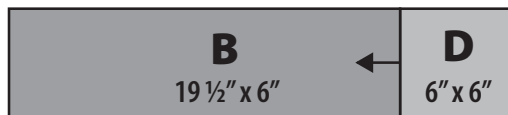
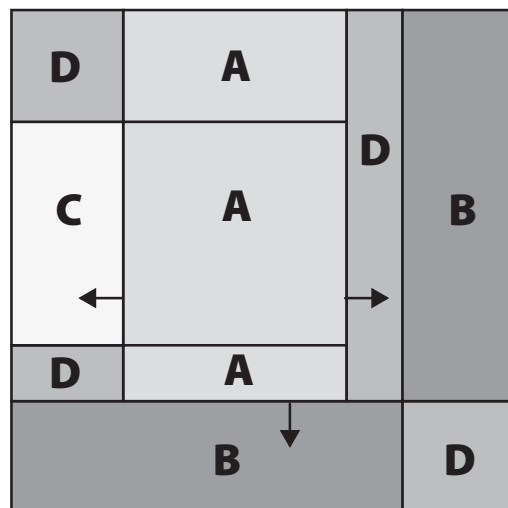


Block piecing:

Sew in groups to form a 25" block. Refer to photo for detailed layout.

Press seams as indicated by arrows.

Repeat to make a total of six large blocks.



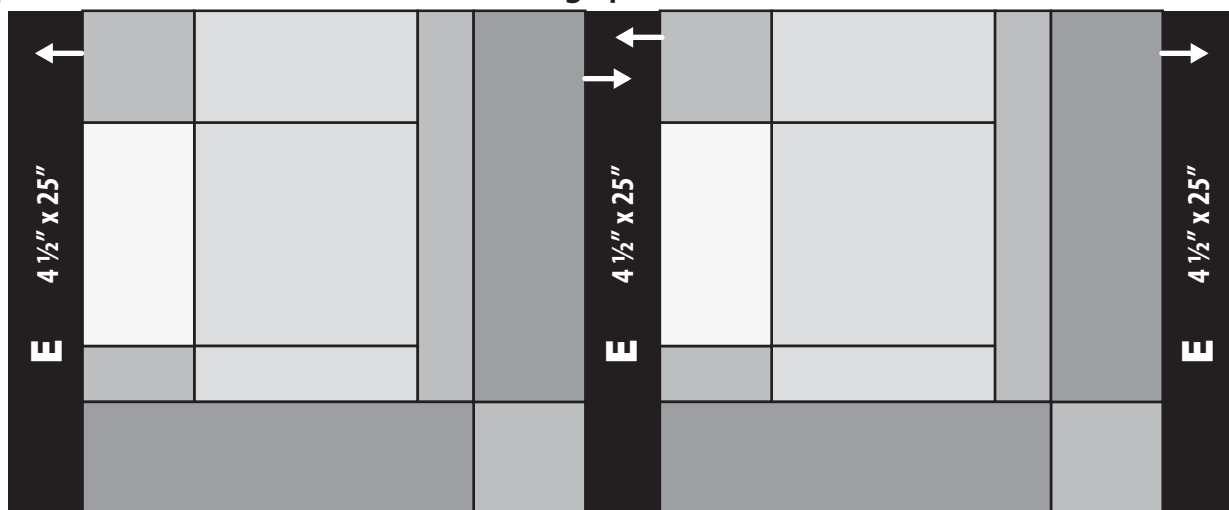
Add sashing strips:

Sew Fabric E to sides of squares. Press toward sashing strips.

Refer to cover photo for full layout.

Repeat for two other large rows.

One large pieced row



Cornerstone & sashing row:

Sew 4 rows. Press towards sashing strips.



Pin RST & sew sashing rows to large rows. Press.

Repeat for two other rows. Add final sashing row on bottom.

Press.

